




CANADA-UNITED STATES AGRICULTURE AND AGRI-FOOD TRADE 2015: *Let's keep a good thing growing!*

TOTAL U.S.-CANADA AGRICULTURE AND AGRI-FOOD TRADE = \$47B

 **\$25 Billion** 

 **\$22 Billion** 

Top 5 U.S. Exports to Canada

1. Fruits and Nuts\$3.5B
2. Vegetables\$2.7B
3. Prepared Vegetables, Fruit and Nuts\$1.9B
4. Meat\$1.6B
5. Beverages.....\$1.0B

Top 5 U.S. Imports from Canada

1. Meat\$2.4B
2. Animal Feed\$1.7B
3. Baked Goods, Pasta, Mixes, Doughs\$1.6B
4. Vegetables\$1.5B
5. Cereal Grains\$1.4B

Total bilateral agriculture and agri-food trade with the U.S.

- Less than \$15M
- Between \$15M and \$4B
- Greater than \$4B



\$ = Two-way United States-Canada trade in agriculture and agri-food products
 K = Thousand M = Million B = Billion
 Data source: U.S. Census Bureau
 All figures in U.S. dollars and based on 2015 data (as of May 2016), including re-exports.
 E-mail: MAS-SAM@agr.gc.ca

For more information: www.agr.gc.ca/agpartners
 Follow the conversation on Twitter using #agpartners

© Her Majesty the Queen in Right of Canada, represented by the Minister of Agriculture and Agri-Food, (2016) AAFC No. 12517E